

Student Learning Models for 2020-21

The chart below describes the student learning models available this fall.



Option 1: In-School Instruction	Option 2: At Home Virtual Instruction Virtual Academy different from eLearning in the Spring.
<ul style="list-style-type: none">• Students will attend their assigned school daily, (teacher-led instruction).• Daily attendance will be taken.• Enhanced health and safety protocols (increased cleaning, mask usage, frequent handwashing, hand sanitizer stations and social distancing).• Reduced class transitions and large group interaction to ensure social distancing.• Related arts, intervention, and special education teachers who support students within the family would rotate.• Students receiving pull out services will be routed out of the classroom using enhanced safety protocols to include masks as well as social distancing.	<ul style="list-style-type: none">• Students will remain registered at their assigned school, but will remain at home and attend classes online daily (teacher-led instruction).• Daily attendance will be taken.• Support services available (ex. IEP meetings, ESL support, social emotional support, etc...)• Virtual parent meetings are required.• Parent Progress Meetings (onsite) are required.• Students will be required to test onsite (depending on grade level).• Limited availability of extracurricular programs and activities that require on-campus participation (athletics not included-students will still be able to participate).• Families are required to commit to FSD3 Virtual Academy for at least 1 semester (90 days).

Florence 3's Virtual Program will provide students with the same learning opportunities as face to face instruction, but with a different delivery method.

In our Virtual Program students will work one-on-one with their teacher and in small groups with peers.

The schedule is designed to mirror the high expectations we have for our face to face program and will require a daily commitment from students and parents.





FSD 3 Virtual Learning Programs

“Ensuring All Students are College and/or Career Ready!”

EXPECTATIONS

→ Students enrolled in Virtual Programs will need access to a device and regular access to reliable WiFi.

→ The District will be able to provide devices to all participating students and WiFi hotspots to most families in need (completed application for hotspots are required).

Schedule:

- The schedule will closely mirror a traditional school day and will require students to engage in daily **live instruction** with whole group, small group, and individual options.

Attendance:

- Daily attendance is required and will be taken throughout the day.

Grades:

- Student will be graded based on Florence 3 Grading Policy. (Classwork, participation, projects, assessments)



How is Virtual Learning Set Up?

- The Learning Management System for Elementary Virtual Program will be Google Classroom.
- Students will access all curriculum and assignments in Google Classroom.
- The Elementary Virtual Program curriculum will be consistent with our brick and mortar curriculum.

How will my child receive instruction through an online learning process?

Students may receive instruction through the use of:

- Online textbook resources
- Online lessons assigned by the teacher or in the learning path
- Teacher presentations
- Remote conferencing and small group
- Submitted assignments in Google Classroom



CURRICULUM

Kindergarten and 1st Grade






- ELA- Reading Street and Letterland
- Math- Into Math by HMH
- Science- Pearson
- Social Studies- Pearson
- Related Arts: PE/Health, (2 days), Music, Art, STEM
- Digital Resources: Education Galaxy

2nd-5th Grade

- ELA- Ready Curriculum
- Math- Into Math by HMH
- Science- Pearson
- Social Studies- Pearson
- Related Arts: PE/Health, (2 days), Music, Art, STEM
- Digital Resources: Education Galaxy









Virtual Classroom
Elementary Program 8:30-2:00 pm







Time	Student Schedule - AM Live Group
8:30 - 10:00 am 	ELA Block - Live Lessons: Guided Reading(Live on Google Meet)/ Independent Reading Teacher can meet with small groups or individuals virtually during this time.
10:00 - 11:00 am 	Math Block - Live Lessons
11:00 - 11:30 pm	Lunch
11:30 - 12:00 pm 	Intervention Block - Education Galaxy
12:00 - 12:30 pm 	Related Arts - Recorded Lessons
12:30 - 12:45 pm	Break
12:45 - 1:30 pm 	Science / Social Studies - Recorded Lessons
1:30 - 2:00 pm	Independent Reading

Time	Student Schedule - PM Live Group
8:30 - 9:15 am	Science / Social Studies - Recorded Lessons
9:15 - 9:45 am	Related Arts - Recorded Lessons
9:45 - 10:00 am	Break
10:00 - 10:30 am	Independent Reading
10:30 - 11:00 am	Intervention Block
11:00 - 11:30 am	Lunch
11:30 - 1:00 pm	ELA Block - Live Lessons - PM Group <i>Guided Reading(Live on Google Meet)/ Independent Reading Teacher can meet with small groups or individuals virtually during this time.</i>
1:00 - 2:00 pm	Math Block - Live Lessons - PM Group

Sample Virtual Program Grades 6th – 8th Daily Schedule











Periods	Class Description
1 st Period 8:30AM - 9:30AM  	<ul style="list-style-type: none">• Students will log on to Google Classroom and complete assignments.• Teacher will meet with students virtually for direct instruction or small group instruction based on the lesson throughout the week.• APEX curriculum will be used with teacher guidance and direction.
2 nd Period 9:35AM –10:45AM  	<ul style="list-style-type: none">• Students will log on to Google Classroom and complete assignments.• Teacher will meet with students virtually for direct instruction or small group instruction based on the lesson throughout the week.• APEX curriculum will be used with teacher guidance and direction.
3 rd Period 10:50 AM –11:50AM  	<ul style="list-style-type: none">• Students will log on to Google Classroom and complete assignments.• Teacher will meet with students virtually for direct instruction or small group instruction based on the lesson throughout the week.• APEX curriculum will be used with teacher guidance and direction.
11:50AM - 12:20PM	Lunch/ Break

<p>4th Period 12:20 PM –1:20 PM</p> <p> </p>	<ul style="list-style-type: none"> • Students will log on to Google Classroom and complete assignments. • Teacher will meet with students virtually for direct instruction or small group instruction based on the lesson throughout the week. • APEX curriculum will be used with teacher guidance and direction.
<p>5th Period 1:25 PM –2:25 PM</p> <p> </p>	<ul style="list-style-type: none"> • Students will log on to Google Classroom and complete assignments. • Teacher will meet with students virtually for direct instruction or small group instruction based on the lesson throughout the week. • APEX curriculum will be used with teacher guidance and direction.
<p>6^h Period 2:30 PM –3:30 PM</p> <p> </p>	<ul style="list-style-type: none"> • Students will log on to Google Classroom and complete assignments. • Teacher will meet with students virtually for direct instruction or small group instruction based on the lesson throughout the week. • APEX curriculum will be used with teacher guidance and direction.

*Students will have an intervention block and an elective block in addition to their core classes. □

*Those needing OEC services will have time assigned.

Sample Virtual Program Grades 9th-12th Daily Schedule

Periods	Class Description
1 st Period 8:30AM – 9:45AM  	<ul style="list-style-type: none"> • Students will log on to Google Classroom and complete assignments. • Teacher will meet with students virtually for direct instruction or small group instruction based on the lesson throughout the week. • APEX curriculum will be used with teacher guidance and direction. • Attendance will be taken daily.
2 nd Period 9:50 AM –11:05AM  	<ul style="list-style-type: none"> • Students will log on to Google Classroom and complete assignments. • Teacher will meet with students virtually for direct instruction or small group instruction based on the lesson throughout the week. • APEX curriculum will be used with teacher guidance and direction. • Attendance will be taken daily.
3 rd Period 11:10 PM –12:25 PM  	<ul style="list-style-type: none"> • Students will log on to Google Classroom and complete assignments. • Teacher will meet with students virtually for direct instruction or small group instruction based on the lesson throughout the week. • APEX curriculum will be used with teacher guidance and direction. • Attendance will be taken daily.
12:25 PM - 12:55 PM	Lunch/ Break
4 th Period 1:00 PM –2:15 PM  	<ul style="list-style-type: none"> • Students will log on to Google Classroom and complete assignments. • Teacher will meet with students virtually for direct instruction or small group instruction based on the lesson throughout the week. • APEX curriculum will be used with teacher guidance and direction. • Attendance will be taken daily.
Teacher Planning and Office Hours 2:15 PM – 3:30PM	(Students would be assigned to any credit recovery classes needed and/or use this time to work on assignments) Study Hall Time for students




GOOGLE CLASSROOM

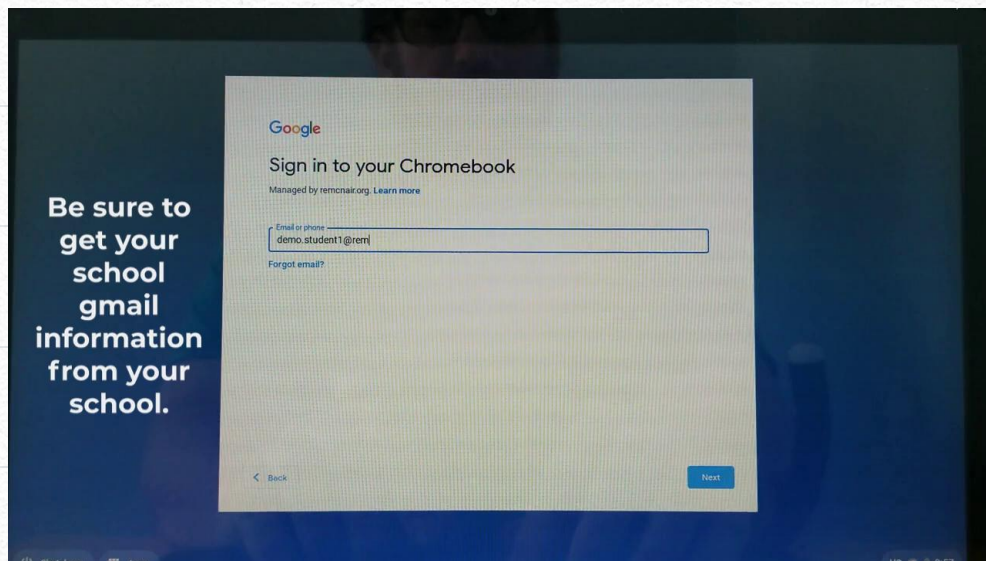


1. HOW TO LOGIN

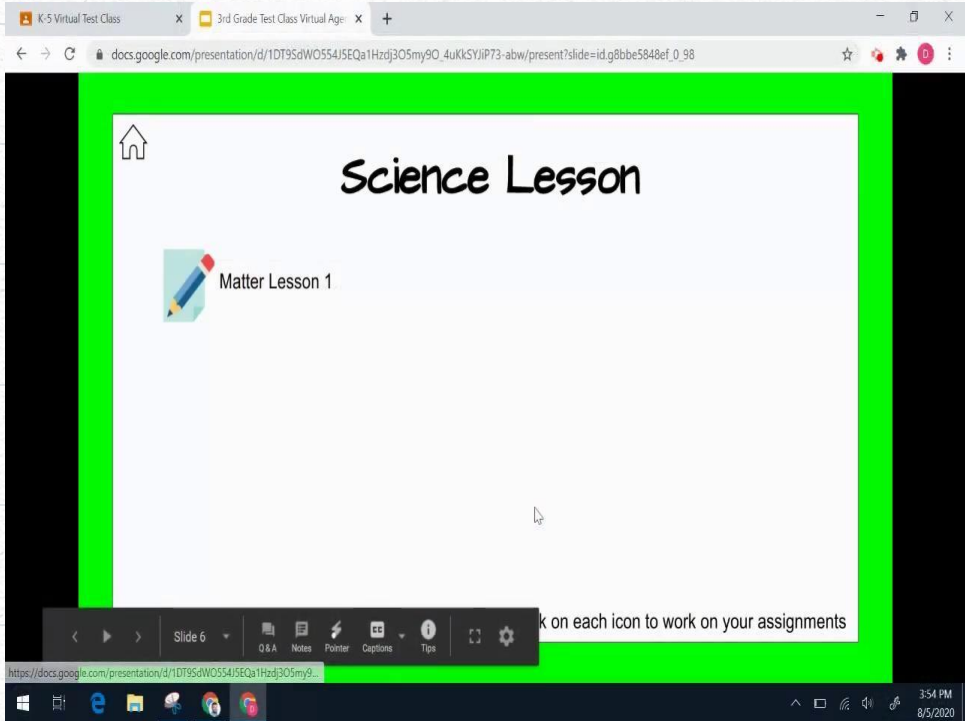
- Log in to your chromebook with your school gmail.
- Open the chrome browser
- Click on the “9 Dots”
- Click on the Google Classroom icon




OR in a new window
go to
classroom.google.com



2. HOW TO LOCATE AND SUBMIT WORK



OR



OR



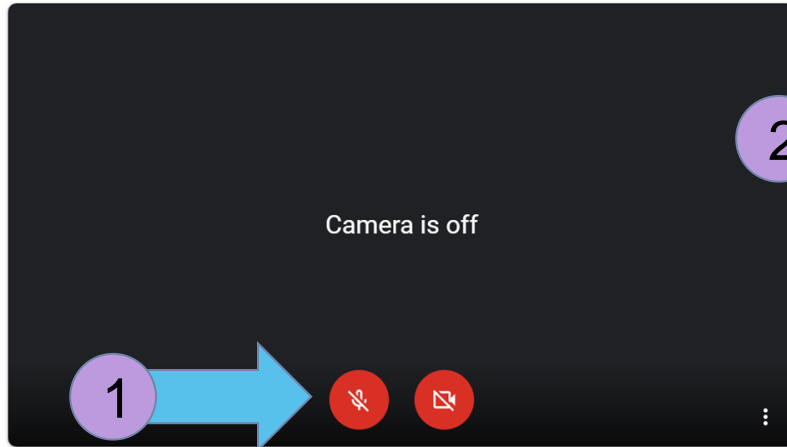
3. GOOGLE MEETS (WHOLE GROUP/SMALL GROUP)

Teachers will provide students with a link to the meetings.

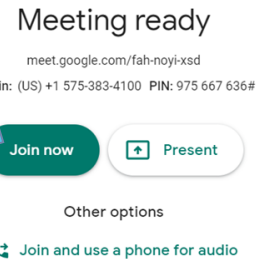


1

Students should have their microphone turned off and their camera turned on before they join the meet.



2



2

Once you are ready click “Join Now” to join the meeting.



3. GOOGLE MEETS (WHOLE GROUP/SMALL GROUP)



Once you are in the meet, your teacher will go over the norms and expectations for how to use the chat feature, how and when to unmute to ask questions, and other items as needed.

Cliff Gardner is presenting

9:53 PM You

Click on each icon to participate in lessons or work on your assignments

Start Here

8:30 - 10:00	10:00 - 11:00	11:00 - 11:30
ELA Lesson	Math Lesson	Lunch / Recess
8:30 - 10:00	10:00 - 11:00	11:00 - 11:30
ELA Work Time	Math Work Time / Small Group	Intervention Block
11:30 - 12:00	12:00 - 12:30	AM Live
Home Work	Break	PE Time
1:30 - 2:00	12:30 - 12:45	12:00 - 12:30
DONE!	Science Lesson	
1:30 - 2:00	12:45 - 1:30	

Tuesday September 22, 2020

ahjcrqzsdo

Turn on captions

Cliff Gardner is presenting

9:53 PM 8/5/2020



3. GOOGLE MEETS (WHOLE GROUP/SMALL GROUP)



- **Students can see the teacher in the meet as well as other students and the teacher can see the students.**
- **Teachers can present their screen to help teach their lessons.**
- **Teachers may ask students to unmute to respond to or ask questions, they may also ask students to type responses in the chat.**
- **Students should follow the same behavior expectations and rules in the meet like the would in the classroom.**



What is my role as the parent/guardian?

- Set up a space in the home with learning supplies and materials
- Provide expectations of a schedule and structure for online learning
- Assist your child with accessing online instruction
- Monitor your child to ensure he/she is participating in online learning
- Encourage your child to be engaged in online learning
- Understand that online learning is different from in-school learning and flexibility will be needed
- Reach out to your child's teacher for assistance when needed



What is the student's role?

- ★ Stick to a daily routine and learning schedule
- ★ Work in a designated learning space away from distractions
- ★ Be an active learner
- ★ Let your teacher know if you need help
- ★ Follow 'Netiquette' when you are working online
- ★ Stay focused on the topic being discussed
- ★ Use respectful behavior and language
- ★ Wear school appropriate clothing if on video conferencing
- ★ Be honest and do not copy others' work as your own
- ★ Show consideration for others



What are the Attendance and Engagement Expectations?



ATTENDANCE: Students are expected to be active participants daily in their independent and online learning experience. Teachers will track virtual attendance in multiple ways.


For example:

Participation in online activities

Completion of assignments

Participation in conferences





HOUSEKEEPING

AUP

Taking Care of Devices

Device Checkout

FREQUENTLY ASKED QUESTIONS

- Device pickup (Chromebooks and Mifi)- Check your school's website and Facebook page for dates and times.
- Notification of teacher and schedule (if they will have the live AM or PM)- Your teacher will be contacting you soon.
- What kinds of supplies do they need at home? Paper, pencil, notebooks, earbuds/headphones, binder to help stay organized.
- Desk- when will students get a desk if they signed up? You will receive notification of desk pick up this week.
- Attendance Policy- please submit all parent and medical excuses to your child's teacher or the front office.
- Uniforms- not required for Virtual Learning, but students should be up and dressed for school.

LEAP: LEARN, EVALUATE, ANALYZE, PREPARE

- Dates and times for LEAP: 9:00-2:00pm

Mon., Aug. 31 Cohort A 4K, 1 st , 3 rd , 5 th , 7 th	Tues., Sept 1 Cohort A 4K, 1 st , 3 rd , 5 th , 7 th	Wed. Sept 2 PD/ Cleaning Day 3K Montessori by appointment only.	Thurs., Sept 3 Cohort B 5K, 2 nd , 4 th , 6 th , 8 th	Fri., Sept 4 Cohort B 5K, 2 nd , 4 th , 6 th , 8 th
--	--	---	---	---

- What if my child doesn't attend LEAP? When can they come in to test? Please contact your child's principal to schedule a date and time for testing.

Florence 3 Virtual Learning Program is a partnership between parents, students, and teachers

- Thank you for partnering with us to continue the learning experience for your child.
- We appreciate your patience as we all strive to provide the best to our students.
- Student and staff safety continues to be our top priority.
- We look forward to seeing everyone online!





FLORENCE
SCHOOL DISTRICT **3**
A PREMIER DISTRICT OF CHOICE.

THANKS!

Any questions?
www.fsd3.org